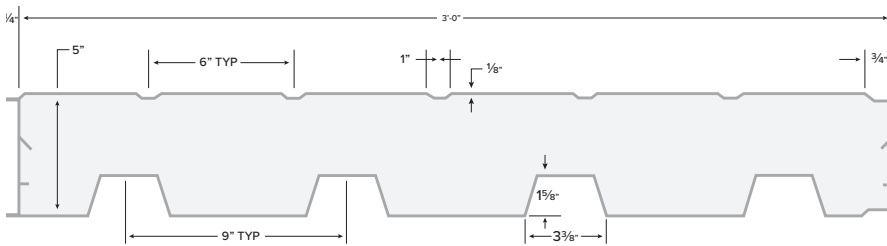


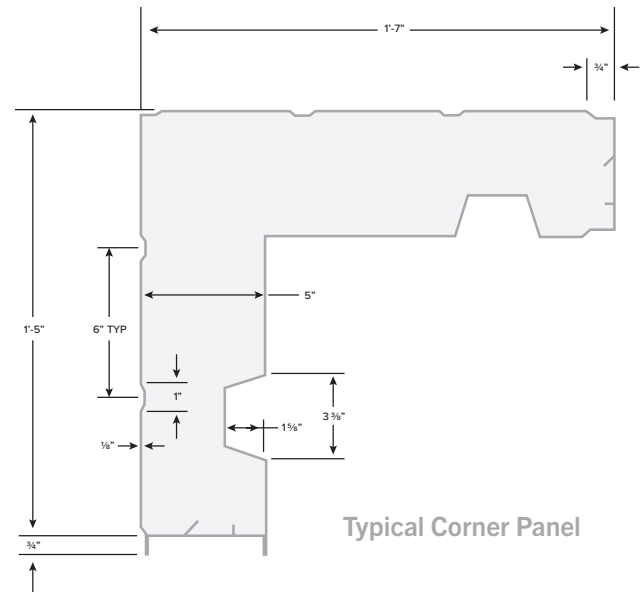


SUMMIT STRUCTURAL INSULATED STEEL PANELS

Artspan® structural insulated steel panels set the standard of excellence in the insulated metal panel market. Our proprietary and innovative panels provide structural building envelope solutions for a wide range of structures, in a variety of different industries.



Typical Panel



Typical Corner Panel

TECHNICAL SPECS

Coverage Width - 36" (1,067mm)

Thickness - 5" (127mm)

Panel Lengths - 4' - 42' (1219mm to 12,801mm)

Foam Core - Polyisocyanurate (minimum density of 2.5 lbs/cu.ft.)

Effective R-Value - 28.5 (tested in accordance with ASTM C518)

Exterior Face - 24 ga light corrugated pre-painted Grade 33 steel (conforms to ASTM A792), Z275 or AZM150 finish, embossed texture

Interior Face - 24ga deep corrugated pre-painted Grade 33 Steel (conforms to ASTM A792), Z972 or AZM150 finish

Weight - 9.94 lbs/lineal foot or 3.31 lbs/sq.ft. (based on 24 ga exterior/interior face)

Fire Rating Test Result - 51 minutes (CAN/ULC S101 test)

Flame Spread Rating (tested in accordance with CAN/ULC S102-10) - 10

Smoke Developed Classification (tested in accordance with CAN/ULC S102-10) 215

STC rating – 26 (tested according to ASTM E90 standard)

Structural load tables available upon request



Portions of this product may be covered by one or more U.S. or Canadian patents and/or pending patent applications.

ADVANTAGES

Mold and fire resistant

Panels can be pre-cut to desired lengths, pitch, reducing or eliminating site cutting

Patented building system

Foam-to-foam bond with sealant provides outstanding building air tightness

Patented building system and one-piece corners


Easy to assemble, one-pass construction

Structural design can reduce or eliminate the need for secondary framing

Exterior Profile




Interior Profile



AVAILABLE COLOURS

STANDARD EXTERIOR COLOURS



WHITE WHITE



STONE GREY



CHARCOAL



BUCKSKIN



DARK RED



HERON BLUE



BLACK

PREMIUM EXTERIOR COLOURS




FRONTIER




ESPRESSO

STANDARD INTERIOR COLOURS



WHITE WHITE



GALVALUME

NOTES

1. Colours may not appear exactly as shown above and may vary slightly.
2. Please confirm prior to either Specifying, Estimating, or Ordering.
3. Final colour selection should be made from a steel colour sample.
4. Colour selection may be subject to availability.
5. Custom colours available upon request.



Winkler, Manitoba

PHONE 204.331.1800

EMAIL office@artspaninc.com

ONLINE artspaninc.com

Artspan® Inc. is owned by **WGI Westman Group Inc.**, a dynamic entrepreneurial group of companies that operate manufacturing, sales and distribution facilities in 77 centers in Canada and the US while maintaining dealer networks across North America, and a worldwide customer base.



Platinum member